

RWG-D

RWG-D ()

A C



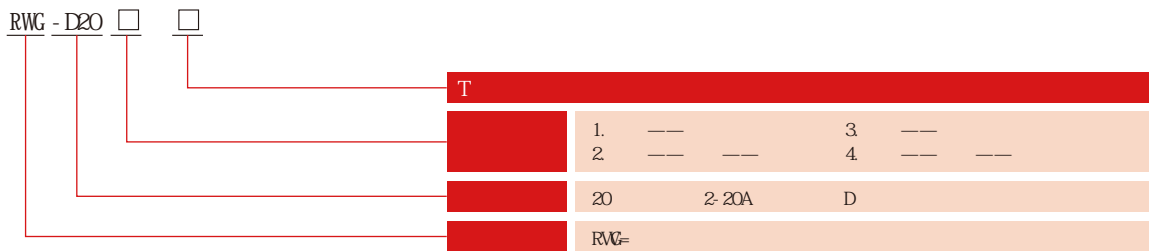
A C

2-20A 0.1A

GL

DL478-2001

JB3346-83



RWG-D202T

1. -10 +50
2. 90%
3. 86kPa 106kPa;
4. GB/T14537 1
- 5.

- 50Hz 5A 2%
- $2 \times 20A() \times 0.1A \pm 3$
- $2 \times 9.9 \times 0.1 \pm 3$
- = ×
- 0 0.9S 0.1S;
1.2 ± 1 +45ms
- 0.85
- 0.1 99.9S 0.1S
1.2 ± 1 +45ms
- K 0.1 99.9S 0.1

$$t = \frac{13.5K}{I/I_s - 1} + 0.04$$

$$\frac{t}{I_s} = \frac{K}{I} \times \frac{0.01 \times 9.99}{I/I_s \times 1.2}$$

- a) $I/I_s \times 2$, 10% b) $I/I_s \times 2$, 5%

1	2.74	1.39	0.715	0.49	0.378	0.31	0.265	0.233	0.209
5	13.54	6.79	3.415	2.29	1.728	1.39	1.165	1.004	0.884
9	24.34	12.19	6.115	4.09	3.078	2.47	2.065	1.776	1.559
10	27.04	13.54	6.79	4.54	3.415	2.74	2.29	1.969	1.728
50	135.04	67.54	33.79	22.54	16.915	13.54	11.29	9.683	8.478
90	243.04	121.54	60.79	40.54	30.415	24.34	20.29	17.397	15.228
99	267.34	133.69	66.865	44.59	33.453	26.77	22.315	19.133	16.746
K T (s) I / I _s	1.5	2	3	4	5	6	7	8	9

6VA

- a) 250V 1 10A
- b) 250V (L/R=5ms) 1 50W
- c) 1.5 5



•

1min

2000V/50Hz

1000V/50Hz
2000V/50Hz

1min
1min

•

500V

20M

80000

8

•

•

a
b
c
d

JB3346-83

•

a
b
c

•

•

0.1A 0.5 6 5.6A () 10A 1A
K K (), 10 1
0.1 K 0.1 99.9 () 50.0 0.1A 30A
13.5 6

•

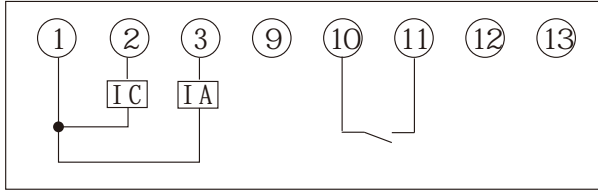
3 0 3 2.6A 3 2 9.9 1 0.1
3× 2.6=7.8

•

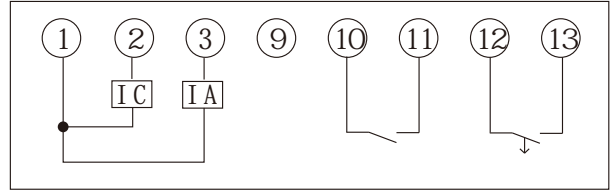
a

b

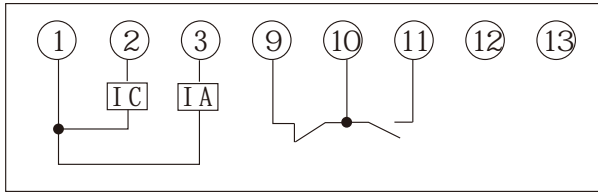
()



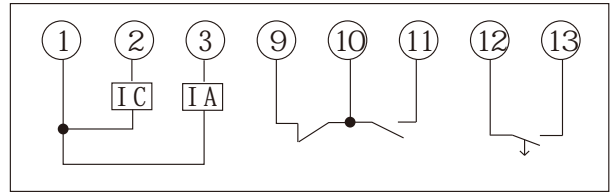
RWG-D20-1




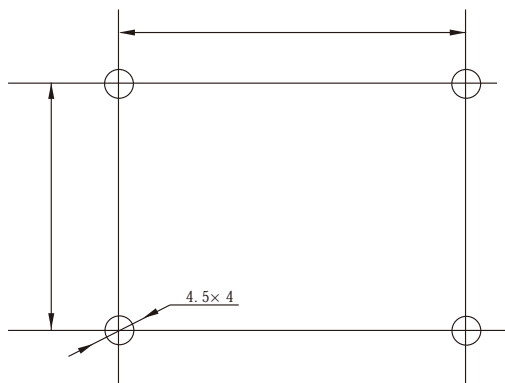
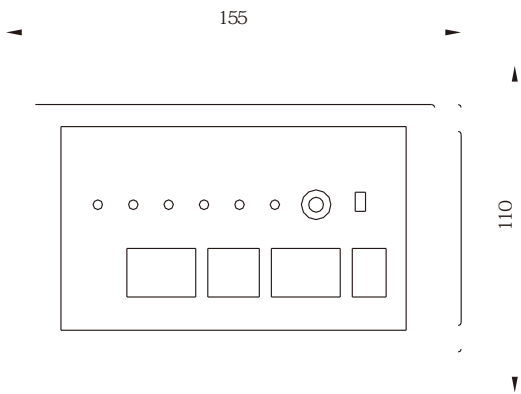
RWG-D20-2



RWG-D20-3



RWG-D20-4



ABOUT US
JUREN POWER

1999

